



Better Balance Education

Staff Support Packages

2025-6

Bespoke Wellbeing & Support Solutions

Support - Educate - Empower




Why invest in a Better Balance Education Support Package?

- ☐ We are highly trusted by the schools that we work with, meaning that you can work with us with confidence.
- ☐ Having a package means you can access a wealth of member only resources on our website that will help you to provide tried and tested staff wellbeing support and guidance to your team.
- ☐ The price you pay depends on the level of support and the size of the school.
- ☐ Core and Extra packages offer face to face staff wellbeing support to suit your school’s needs (See list at bottom of page)
- ☐ Our mantra is simple: The most precious people in your school are the pupils, therefore the most important resource are the staff. Our work is designed to enable them to feel supported, be more resilient & the best that they can be for this vital job.
- ☐ Very competitive pricing, which could save you thousands of pounds & help secure against harm caused by absence of key staff.
- ☐ We focus on empathy, building resilience and offering proactive support, which is a very powerful incentive for attracting and retaining staff.
- ☐ Bespoke to your school – we really take the time to get to know you.
- ☐ Suitable for individual schools and federations, we have experience of working with all key stages.
- ☐ Our staff surveys are actually useful for school improvement, as well as for staff wellbeing.
- ☐ All of our packages go a long way to fulfil the Ofsted criteria for staff wellbeing.
- ☐ All of our work is based on sound educational and psychological principles.
- ☐ Fully insured, all our team have a DBS registered with the update service.

Examples of some of the services we can offer as part of your package:

<ul style="list-style-type: none">• Coaching & Mentoring	<ul style="list-style-type: none">• DSL Supervision	<ul style="list-style-type: none">• Working with & establishing wellbeing teams
<ul style="list-style-type: none">• Headteacher Supervision	<ul style="list-style-type: none">• Supporting ECTs & experienced staff	<ul style="list-style-type: none">• 1:1 or group support sessions
<ul style="list-style-type: none">• Wellbeing workshops with pupils	<ul style="list-style-type: none">• Twilight CPD	<ul style="list-style-type: none">• Working with governors
<ul style="list-style-type: none">• INSET sessions	<ul style="list-style-type: none">• Exit interviews	<ul style="list-style-type: none">• School development support
<ul style="list-style-type: none">• Mediation		

There are three packages to choose from....

<div></div> <div>BASIC</div>	<div></div> <div>CORE</div>	<div></div> <div>EXTRA</div>
<div>Charter</div> <div><div>1. Certificate of membership (supplied as pdf)</div><div>2. Use of basic logo</div></div> <div>Support & Development</div> <div><div>1. Up to 90 minute virtual meeting</div><div>2. Half-termly update email</div></div> <div>Additional</div> <div><div>1. Standard Better Balance Directory</div><div>2. Access to resource library for all staff, including access to training materials</div><div>3. Email support</div></div> <div>Further Services</div> <div><div>1. Standard Rate</div><div>2. Standard Booking (Third Choice Cohort)</div></div>	<div>Charter</div> <div><div>1. Framed certificate of membership</div><div>2. Use of core logo</div></div> <div>Support & Development</div> <div><div>1. 6 hours p.a. of school's choice (minimum 2 hour blocks)</div><div>2. Half-termly update email</div></div> <div>Additional (two options)</div> <div><div>Option 1: Support +Basic Survey</div><div><div>1. Staff Survey, design meeting & basic analysis</div><div>2. Standard Better Balance Directory</div><div>3. Access to resource library for all staff, including access to training materials</div><div>4. Email and phone support</div></div><div>Option 2: Support only</div><div><div>• Additional 4 hours p.a. of development (total of 10 hours p.a.) plus 2-4 above.</div></div></div> <div>Further Services</div> <div><div>1. Reduced Rate (5% discount)</div><div>2. Standard Booking (Second Choice Cohort)</div></div>	<div>Charter</div> <div><div>1. Framed certificate of membership</div><div>2. Use of extra logo</div></div> <div>Support & Development</div> <div><div>1. 12 hours p.a. of school's choice (min 2 hour blocks)</div><div>2. Half-termly update email</div></div> <div>Additional (two options)</div> <div><div>Option 1: Support & Full Survey</div><div><div>1. Bespoke Staff Survey, design meeting & in depth analysis for all groups</div><div>2. Bespoke Better Balance Directory</div><div>3. Access to resource library for all staff, including access to training materials. All content can be made bespoke upon request.</div><div>4. Email and phone support</div></div><div>Option 2: Support only</div><div><div>• Additional 8 hours p.a. of development (total of 20 hours p.a.) plus 2-4 above.</div></div></div> <div>Further Services</div> <div><div>1. Reduced Rate (10% discount)</div><div>2. Priority Booking (First Choice Cohort)</div></div>

BASIC	CORE	EXTRA
<u>Price per school/federation</u>	<u>Price per school/federation</u>	<u>Price per school/federation</u>
up to 300 pupils £300 pa	XS (less than 100 pupils) £900 pa	XS (less than 100 pupils) £1500 pa
301-600 pupils £400 pa	S (101-250 pupils) £1100 pa	S (101-250 pupils) £1650 pa
601-1000 pupils £500 pa	M (251-400) £1300 pa	M (251-400) £1800 pa
1001+ pupils £600 pa	L (401 - 650) £1500 pa	L (401 - 650) £2200 pa
	XL (651-1000) £1800 pa	XL (651-1000) £2600 pa
	2XL (1000-1500) £2200 pa	2XL (1000-1500) £2950 pa
	3XL (1500+) £2500 pa	3XL (1500+) £3250 pa

As our packages are focused on staff, not pupils, all prices are based on standard staffing levels in mainstream state schools. If your school does not fit this description, we can negotiate a price band that reflects your school's circumstances.

If you would like a package that is completely bespoke to you, we can design this, just get in touch. Likewise, if you represent a MAT or a group of schools, please contact us, we can build something together that does exactly what you need.



Pay as you go (standard) and prices for additional services (packages)

Standard Prices BASIC, Pay as you go.		5% discount CORE	10% discount EXTRA
Full Day	£525	£498.75	£472.50
Half Day (3½ hours)	£285	£270.75	£256.50
Twilight CPD	From £185	From £175.75	From £166.50
Hourly (Face to Face, min 2 hours)	£85	£80.75	£76.50
Hourly (Virtual, min 1 hour)	£80	£76	£72
Standard Mileage Charge from NR31 9SE for all face to face sessions: 45p per mile For the sake of practicality, time in packages (apart from virtual) must be taken in a minimum of 2 hour blocks. All package prices are based on mainstream schools and academies.			

Web: www.betterbalanceeducation.co.uk Phone: 07704 667 999

Email: kevin@betterbalanceeducation.co.uk